

Scaled data based on original data using
LM-79-08 Approved Method: Electrical and Photometric Measurements of Solid-
State Lighting Products

Test Report Prepared for
Cooper Lighting Solutions
(formerly Eaton)

Brand: McGRAW-EDISON

Report Number: P946010

Luminaire Tested: **GALN-SB1D-750-U-RW**

Issue Date: 1/21/2025

Test Information

Test Method: LM-79-08
Report Number: P946010
TEST IS SCALED FROM IESNA LM-79-08 TEST DATA (G2-2411-289-19)
Test Lab: INNOVATION CENTER
Issue Date: 1/21/2025
Manufacturer: COOPER LIGHTING SOLUTIONS (FORMERLY EATON)
Product Line: McGRAW-EDISON
Catalog Number: GALN-SB1D-750-U-RW
Description: GALLEON AREA AND ROADWAY HIGH DENSITY LED LUMINAIRE
(1) 70 CRI, 5000K, 900mA LIGHTSQUARE WITH 26 LEDS AND RECTANGULAR WIDE OPTICS
Light Source: -
Ballast/Driver: -

Summary

Lumens per Lamp: N/A
Luminaire Lumens: 11090 lumens
Efficiency: N/A
Efficacy: 139.3 lumens/watt
Luminous Opening: Rectangular (W 0.5' x L: 0.5' x H: 0')
IES Classification: Type III - Medium
BUG Rating: B3 - U0 - G3

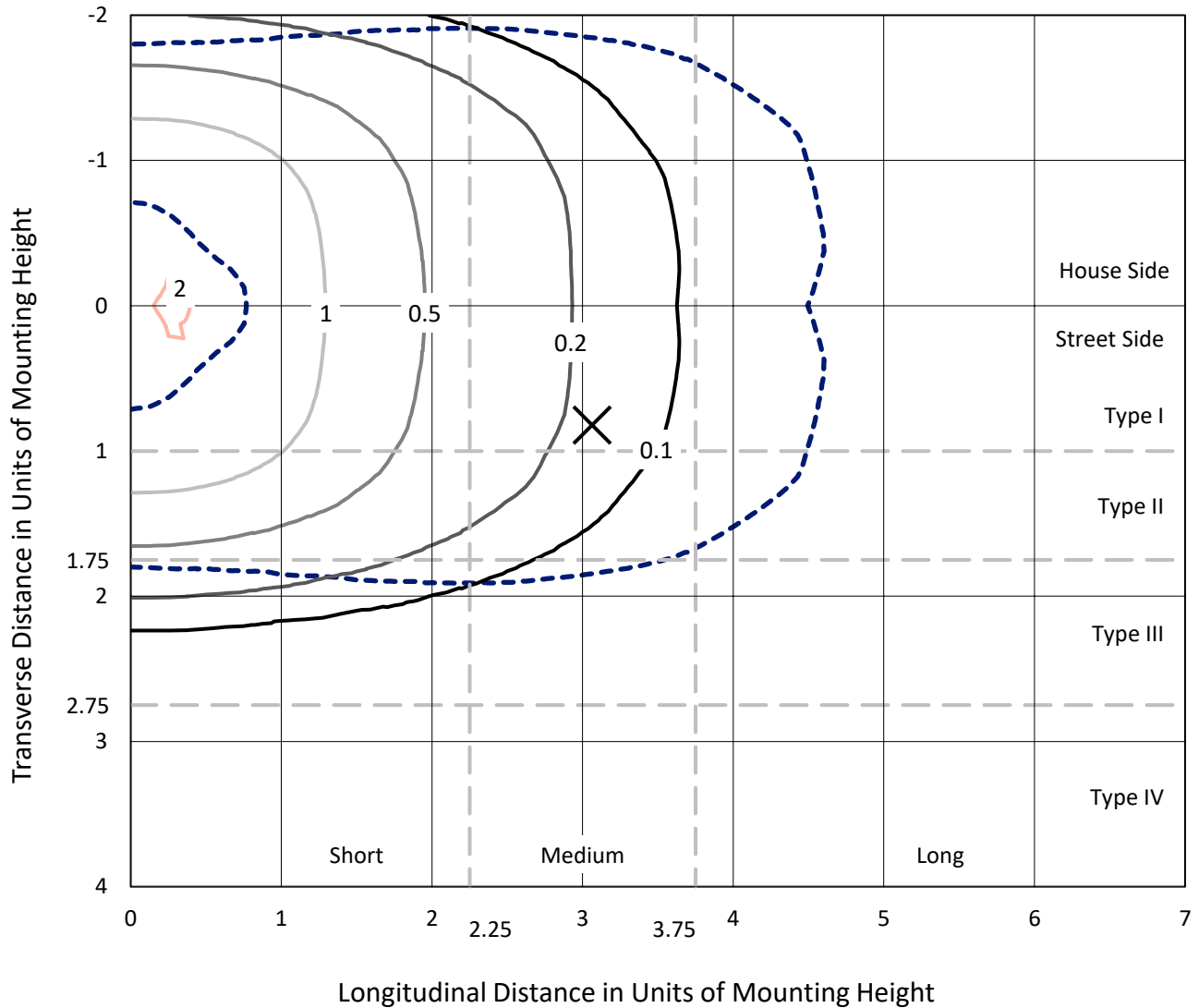
Input Watts (W): 79.6
Input Voltage (V): NR
Input Current (Ain): NR
Voltage Rise (V): NR
Power Factor: NR
Total Harmonic Distortion (THDi): NR
Frequency (hertz): 60
Stabilization Time: NR
Operation Time: NR
Ambient Temperature (°C): NR
Test Distance: 24 FT



REPORT NUMBER: P946010
 CATALOG NUMBER: GALN-SB1D-750-U-RW

Iso-Footcandle Lines of Horizontal Illumination

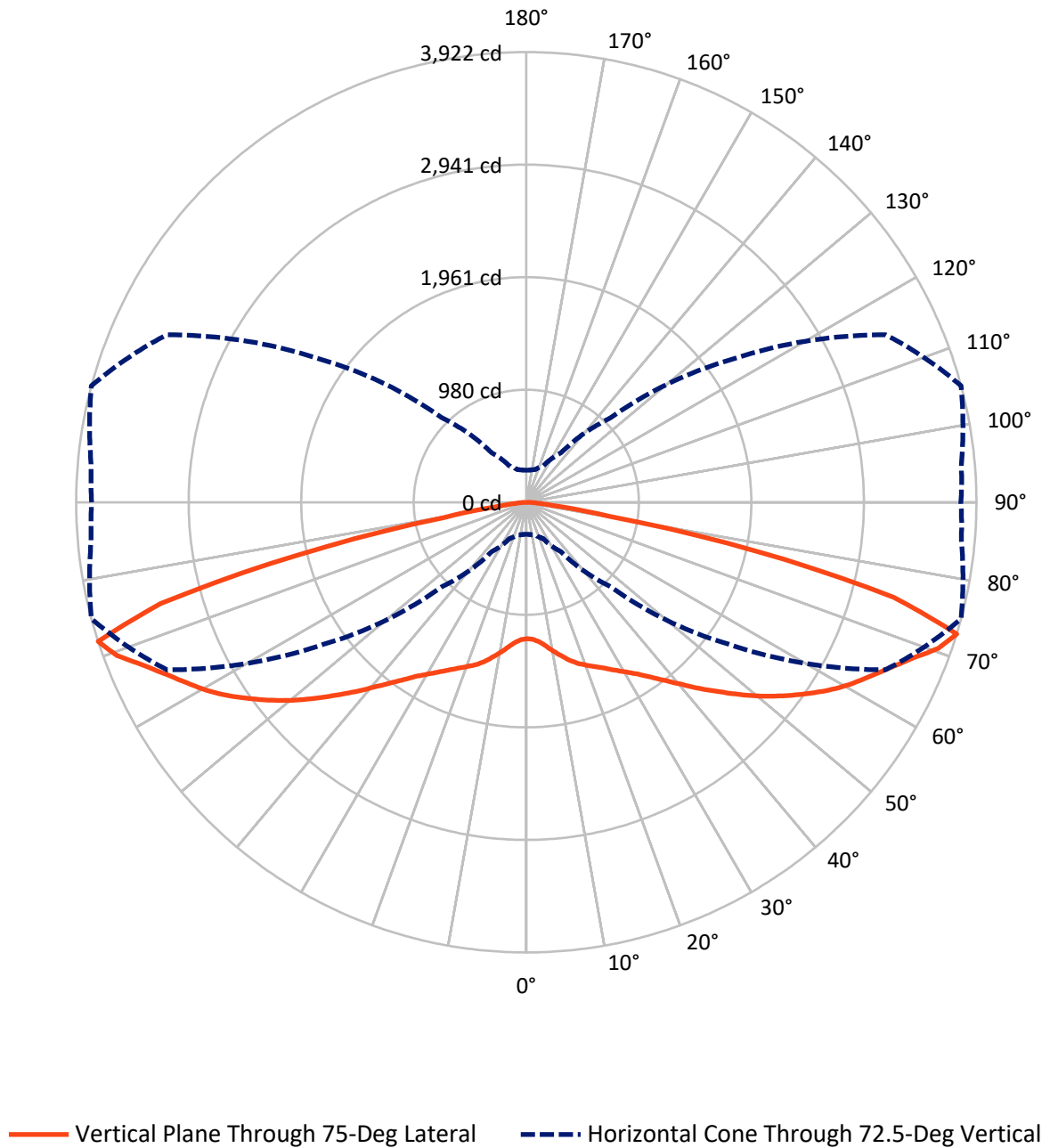
✕ Max cd
 - - - 1/2 Max cd



Based on 25 foot mounting height. Maximum calculated value = 2.1 fc
 Type III - Medium - N/A

REPORT NUMBER: P946010
CATALOG NUMBER: GALN-SB1D-750-U-RW

Luminous Intensity Polar Plot



REPORT NUMBER: P946010
 CATALOG NUMBER: GALN-SB1D-750-U-RW

FLUX DISTRIBUTION:

		Downward	Upward	Total
House Side	Lumens	5545.0	0.0	5545.0
	% Fixture	50.0	0.0	50.0
Street Side	Lumens	5545.0	0.0	5545.0
	% Fixture	50.0	0.0	50.0
Total	Lumens	11090.0	0.0	11090.0
	% Fixture	100.0	0.0	100.0

ZONAL LUMENS:

Zone	Lumens	% Fixture
0°-10°	116.4	1.0
10°-20°	383.8	3.5
20°-30°	741.6	6.7
30°-40°	1252.3	11.3
40°-50°	1986.0	17.9
50°-60°	2659.0	24.0
60°-70°	2530.5	22.8
70°-80°	1320.5	11.9
80°-90°	100.0	0.9
90°-100°	0.0	0.0
100°-110°	0.0	0.0
110°-120°	0.0	0.0
120°-130°	0.0	0.0
130°-140°	0.0	0.0
140°-150°	0.0	0.0
150°-160°	0.0	0.0
160°-170°	0.0	0.0
170°-180°	0.0	0.0
0°-90°	11090.0	100.0
0°-180°	11090.0	100.0

Coefficient of Utilization



REPORT NUMBER: P946010

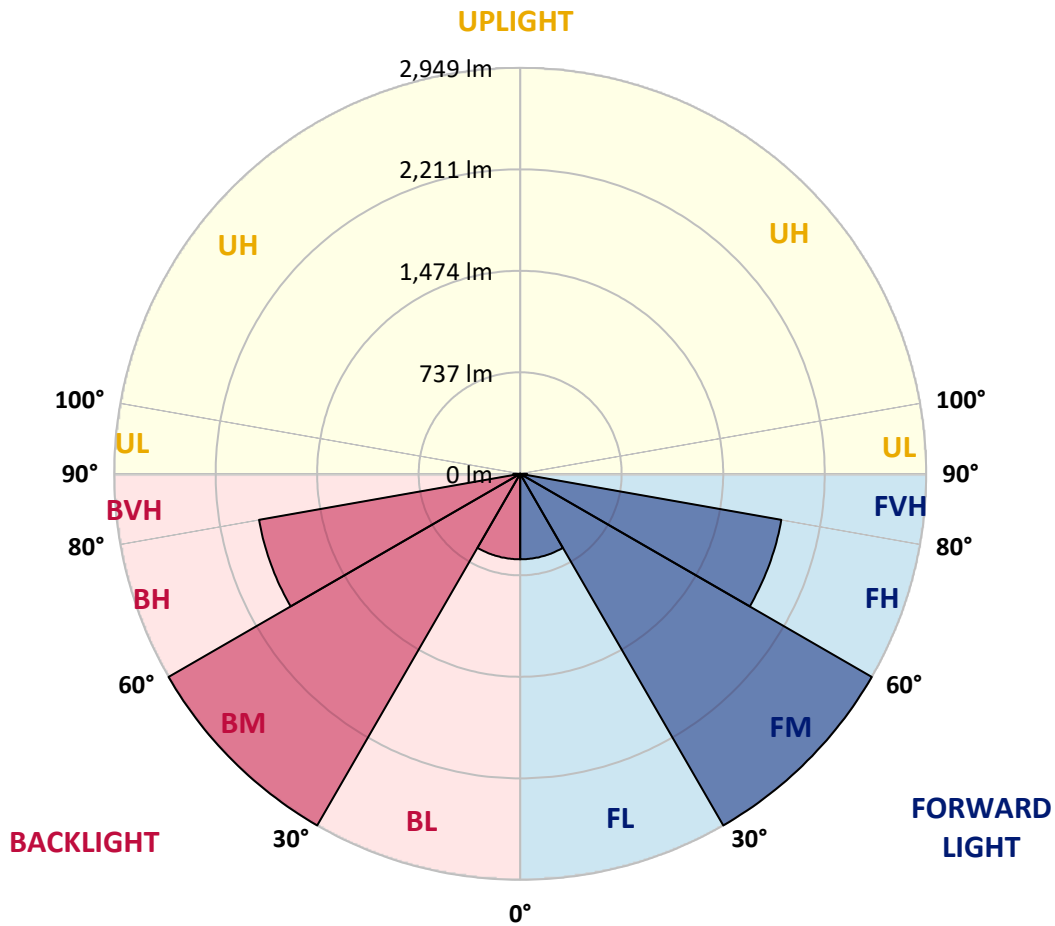
CATALOG NUMBER: GALN-SB1D-750-U-RW

LUMINAIRE CLASSIFICATION SYSTEM LUMEN TABLE AND BUG RATING:

Zone	Lumens	% Fixture	Zone Rating/Lumen Limit		
			B	U	G
FL (0°-30°)	620.9	5.6			
FM (30°-60°)	2948.6	26.6			
FH (60°-80°)	1925.5	17.4			G2/5000
FVH (80°-90°)	50.0	0.5			G1/100
BL (0°-30°)	620.9	5.6	B2/1000		
BM (30°-60°)	2948.6	26.6	B3/5000		
BH (60°-80°)	1925.5	17.4	B3/2500		G3/2500
BVH (80°-90°)	50.0	0.5			G1/100
UL (90°-100°)	0.0	0.0		U0/0	
UH (100°-180°)	0.0	0.0		U0/0	

BUG Rating: B3-U0-G3

Type III Medium



REPORT NUMBER: P946010
 CATALOG NUMBER: GALN-SB1D-750-U-RW

CANDELA DISTRIBUTION (FULL):

	0°	5°	15°	25°	35°	45°	55°	65°	75°	85°
0°	1187.9	1187.9	1187.9	1187.9	1187.9	1187.9	1187.9	1187.9	1187.9	1187.9
2.5°	1187.9	1186.8	1187.9	1189.1	1188.5	1188.5	1191.3	1193.0	1196.4	1195.9
5°	1180.0	1179.4	1184.0	1189.1	1193.0	1199.8	1208.3	1214.6	1222.5	1224.2
7.5°	1176.0	1174.3	1182.3	1191.3	1203.8	1220.8	1237.2	1254.2	1267.8	1272.3
10°	1178.9	1179.4	1190.2	1207.2	1227.0	1250.8	1274.0	1302.9	1322.1	1326.7
12.5°	1191.9	1190.8	1208.9	1236.1	1263.2	1293.3	1320.4	1352.1	1373.1	1383.9
15°	1215.7	1213.4	1238.9	1279.1	1318.7	1353.8	1375.9	1405.9	1430.3	1443.9
17.5°	1244.0	1245.1	1278.5	1330.6	1382.7	1422.4	1443.3	1458.6	1477.3	1489.2
20°	1293.8	1296.1	1333.5	1395.2	1454.6	1499.9	1516.9	1511.3	1516.3	1525.4
22.5°	1360.6	1361.8	1403.7	1470.5	1532.8	1582.6	1593.9	1570.7	1556.5	1562.8
25°	1438.2	1445.6	1487.5	1556.0	1620.0	1667.5	1672.6	1637.5	1602.4	1604.1
27.5°	1532.8	1539.6	1582.0	1650.0	1715.1	1756.4	1755.9	1708.9	1657.3	1644.3
30°	1635.3	1642.6	1686.2	1756.4	1817.0	1853.3	1845.3	1789.3	1715.7	1691.3
32.5°	1757.0	1761.5	1805.7	1875.9	1932.0	1960.8	1944.4	1875.3	1783.6	1755.9
35°	1904.2	1911.0	1943.8	2010.1	2059.4	2083.1	2055.4	1973.9	1870.8	1839.7
37.5°	2072.4	2067.8	2105.2	2164.1	2204.9	2219.6	2181.7	2084.8	1970.5	1933.7
40°	2247.9	2245.6	2286.4	2343.0	2365.1	2374.2	2318.1	2212.2	2085.4	2045.8
42.5°	2407.0	2405.3	2460.2	2523.1	2549.7	2539.5	2468.7	2347.6	2218.5	2173.2
45°	2534.4	2532.2	2599.5	2687.9	2740.0	2723.0	2627.8	2497.0	2353.2	2306.2
47.5°	2632.4	2633.5	2706.0	2815.3	2906.4	2912.7	2790.4	2649.4	2501.6	2448.4
50°	2703.2	2706.5	2784.1	2905.3	3029.9	3084.8	2956.3	2805.6	2655.0	2595.0
52.5°	2720.7	2726.9	2820.4	2962.5	3109.1	3213.9	3125.0	2955.7	2800.5	2743.4
55°	2627.3	2639.7	2758.1	2958.0	3157.8	3298.8	3273.3	3108.0	2947.2	2888.3
57.5°	2412.7	2430.2	2568.4	2829.4	3147.1	3357.1	3388.3	3254.1	3093.8	3037.2
60°	2112.0	2133.0	2265.5	2550.3	2995.3	3378.7	3469.3	3396.2	3228.6	3173.7
62.5°	1658.5	1685.6	1844.2	2178.3	2674.8	3278.4	3538.3	3524.7	3349.8	3281.3
65°	1063.9	1092.8	1259.8	1654.5	2247.3	2971.5	3559.8	3649.9	3477.7	3382.1
67.5°	641.5	654.6	737.2	1002.8	1642.6	2508.9	3377.5	3788.6	3627.2	3508.3
70°	410.5	417.9	467.1	588.9	928.6	1830.6	2925.7	3814.6	3808.4	3638.0
72.5°	278.6	280.8	293.9	348.8	525.5	1040.2	2157.9	3453.4	3921.7	3805.0
75°	203.8	216.3	237.2	246.9	298.4	519.8	1236.6	2426.3	3305.0	3356.0
77.5°	151.7	152.3	181.2	192.5	212.9	276.9	523.2	1354.4	2052.0	2154.5
80°	128.5	121.7	121.2	155.1	160.2	172.7	233.9	467.7	735.0	445.6
82.5°	107.0	99.7	90.0	121.2	109.3	105.9	101.4	190.3	233.9	114.9
85°	74.7	71.3	67.9	79.3	62.3	53.2	48.7	88.9	98.5	48.7
87.5°	32.3	33.4	34.0	35.1	26.0	18.7	18.7	24.9	24.9	19.3
90°	0.0	0.0	0.0	0.0	0.0	0.0	0.0	0.0	0.0	0.0

(END C

90°
1187.9
1195.3
1224.2
1273.4
1331.2
1388.4
1449.0
1494.8
1532.2
1567.3
1606.9
1648.3
1694.1
1762.7
1844.2
1940.4
2058.8
2184.5
2317.0
2464.2
2613.1
2758.1
2904.7
3050.2
3185.6
3289.2
3393.9
3517.4
3636.9
3786.9
3232.6
1921.8
336.9
98.0
43.0
14.2
0.0

OF REPORT)